












New Jersey is a National Top Ten Producer of Fruits and Vegetables

2021 Statistics	Produce	Rank	Production	Production Value	Acres
	eggplant	1st	23.7 million lbs.	\$7.2 million	760
	spinach	3rd	13.7 million lbs.	\$14.1 million	1,400
	tomatoes	3rd	56 million lbs.	\$18.7 million	2,900
	cranberries	3rd	58.8 million lbs.	\$23.2 million	2,900
	bell peppers	3rd	129.7 million lbs.	\$48.7 million	4,000
	peaches	3rd	27.4 million lbs.	\$35.7 million	3,600
	asparagus	4th	5.7 million lbs.	\$10.8 million	1,900
	blueberries	6th	41 million lbs.	\$78 million	7,500
	cucumbers	6th	28 million lbs.	\$7.8 million	1,800
	squash	7th	32 million lbs.	\$17.7 million	2,900
	sweet corn	9th	4.6 million lbs.	\$17.4 million	6,300